







PROXY NETWORKS PRODUCT DATA SHEET






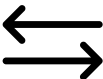





Proxy Networks' entry-level **P2P Edition** allows network technicians and support reps to launch peer-to-peer connections to client machines within the LAN for remote support or desktop administration. The **RAS Edition** adds a server component residing in the middle to centrally negotiate and log connections. Launched in 2018, Proxy Networks has introduced **PROXY Air**, a cloud-based hosted remote desktop service for those without a server or the means to self-host. Check out the below table for component information and capability breakdowns.

PROXY PRO – THE COMPONENTS		P2P	AIR	RAS
PROXY Pro Host 	<p>The client-side application allows for connections from a Master and/or Web Console and is typically rolled out via group policy (msiexec) or with your preferred software distribution approach. Runs as a service so that it starts with Windows and is always on at at-the-ready for incoming connections. Connection preferences include prompting for permission-to-connect to full-on stealth mode. Available for Mac Q4 2021</p>	✓	✓	✓
PROXY Pro Master 	<p>The viewer-side application is normally installed on a technician's PC and is used for launching connections to Hosts on the LAN via its "Peer to Peer Hosts" tab or to Hosts through a Gateway (RAS) server via its "Gateway Hosts" tab. "History" tab keeps track of recently-accessed Hosts, "Favorites" lets you keep your own list and also create desktop shortcuts to launch connections to Hosts.</p>	✓	✓	✓
PROXY Pro Deployment Tool 	<p>Use our tool to define templates of Host Settings prior to a deployment and then generate a Transform.MST file to be used for automatically applying custom settings at install time. Deploy with our tool or with your preferred software distribution approach.</p>	✓	✓	✓
PROXY Pro Web Console 	<p>A central point of management for all remote desktop activities. Support & IT folks [Master Account users] can view groups of Hosts, connect and take keyboard & mouse control. Optionally screen record, transfer files, chat and more. An Administrative user creates groups, sets access policies for other users, runs connection reports, change settings and more.</p>		✓	✓
Host on Demand 	<p>Installation-free ad-hoc remote desktop client. For PC, Microsoft ClickOnce™ is used to deliver the Host on Demand which does not require administrative rights. Runs as a process and can be elevated to run as a service which then permits access to elevated windows & UAC prompts. View-only Host for iOS and Android.</p>		✓	✓
Master on Demand 	<p>An installation-free ad-hoc remote desktop viewer is available for both Mac and PC. For PC, Microsoft ClickOnce™ technology is used to deliver the remote desktop window which does not require administrative rights.</p>		✓	✓











PROXY PRO – LICENSING MODELS		P2P	AIR	RAS
Concurrent User License Model	<p>Costs are calculated on the number of simultaneous users (Master licenses).</p>		✓	✓
Per-Seat License Model	<p>Cost calculated on the number of endpoints (Host licenses) and viewers (Master licenses).</p>	✓		

PROXY PRO – CAPABILITIES AND FEATURES

P2P AIR RAS

Simple Search		Quickly search for machines by username, computer name through use of our Easy Naming Conventions.	✓	✓	✓
Remote View & Control		Take control of another computer’s keyboard and mouse for real-time support sessions or for IT administration & maintenance.	✓	✓	✓
Stealth Mode		Disabling connection permission, beep-on-connect and connection notices allows for seamless transitions when shadowing another user without any indication or tipoff.	✓	✓	✓
Monitor Select		Toggle which monitor gets focused in the connection window; choose the primary monitor, the secondary or all monitors that Windows is sending output to.	✓	✓	✓
File Transfer		Move files or entire directories from one machine to another, or the other way around, by simply dragging and dropping them.	✓	✓	✓
Remote Management		View diagnostic information such as hardware and installed software. Start/Stop/Restart services, kill processes, edit registry values, view Windows Event Viewer logs and more – behind the scenes without disturbing the end user.	✓	✓	✓
Bandwidth Throttling		For environments with less-than-stellar network connectivity speeds, the Host can gather and transmit screen data with reduced quality to improve the performance of the remote control experience. Setting a throughput limit is possible (KB/sec) as well.	✓	✓	✓
Input Suppression		Prevent end users from utilizing their mouse and keyboard during a connection.	✓	✓	✓
Screen Blanking		Available on Windows 10 build 2004 or newer, blank the Host’s screen to work privately. An informative message is displayed to the Host console when in use.	✓	✓	✓
Connect via Browser		Use your preferred web browser to access your console and then take remote control of machines from your iPhone or Android device.		✓	✓
Collaboration		Multiple technicians may be connected to the same Host client machine simultaneously for a true, collaborative support session or meeting.		✓	✓
Off-Network Support		Remotely support machines residing off of your corporate network through either the installed Host client or via the temporary Host on Demand client at any time and from any place.		✓	✓
Screen Recording & Playback		Initiate recordings with or without being connected, record desktop activity for training videos or set automatic recording policies that records a certain user or group all day.			✓
Wake-on-LAN (WOL)		Send the magic packet to awaken sleeping and/or hibernating machines if WOL is enabled in the network and in the BIOS.			✓

For PROXY Pro RAS and Air, we delegate authentication to a new component called the PROXY Identity Manager which implements multiple identity providers like Windows Authentication and Azure Authentication. We now support hierarchical grouping and Active Directory synchronization so that Hosts are organized into groups that match how they're organized in Organizational Units within Active Directory. Prior, we were tied to Windows Authentication via SSPI and have now developed a separate identity manager.

PROXY PRO - SECURITY FEATURES			P2P	AIR	RAS
Connection Encryption		All connections use 256-bit AES encryption and is enabled by default.	✓	✓	✓
Connection Permission		Connect to computers without permission, connect with permission only, or connect after 30 seconds of inactivity – your choice.	✓	✓	✓
IP Address Restrictions		Create rules that allow or disallow connection attempts from network ranges you specify. Set them on a Host-by-Host basis or centrally on your RAS server.	✓	✓	✓
Windows Security		Uses the Windows Security Model for authentication and access can be defined tied to existing Active Directory users & groups.	✓	✓	✓
Event Viewer Logging		A Windows Event Viewer log is created each time a connection is both made and closed to a Host computer and this extends to when file transfers have occurred.	✓	✓	✓
Multi-factor Authentication (MFA)		Authentication via Microsoft Accounts allows for multi-factor authentication. Those with their own Azure AD may use it or new users can create a free account.		✓	✓
WSS Protocol		Server component utilizes secure web sockets port 443 to listen inbound for incoming connection attempts by Hosts inside or outside the network.		✓	✓
Connection Auditing		Centralized audit log safely stores records of all remote access activities. Report on who accessed what and when, for how long and more.		✓	✓
Real-Time Analytics		Dashboard for administrators displaying identities of each logged in user along with Host machine(s) with active connections, screen recordings in-progress and more.		✓	✓
Installation-Free Client		The Host on Demands remote desktop client runs on an attended, user-initiated basis and can be terminated and removed from the system at any point by the end user.		✓	✓

Proxy Networks has the right tools at the right price.

To determine PROXY Pro is a fit for your organization, visit www.proxynetworks.com/demo to schedule a demo or call us at 1-877-PROXY-US. A free 14-day trial is available for those interested in evaluating the software on premise or hosted by us in the cloud.